

Issue Date: 07-24-2019
Revised Date: 11-12-2020
Renewal Date: 07-31-2021

DIVISION: 06 00 00 – WOOD, PLASTICS, AND COMPOSITES
Section: 06 50 00 – Structural Plastics
Section: 06 53 00 – Plastic Decking

REPORT HOLDER:
TruNorth Composites Inc.
Unit 3, 490 Elgin Street
Brantford, ON, N3S 7P8
905-265-0022
www.TruNorthDeck.com

REPORT SUBJECT:
Clubhouse® Decking

1.0 SCOPE OF EVALUATION

1.1 This Research Report addresses compliance with the following Codes:

- 2018 and 2015 *International Building Code*® (IBC)
- 2018 and 2015 *International Residential Code*® (IRC)

NOTE: This report references 2018 Code sections with [2015] Code sections shown in brackets where they differ.

1.2 Clubhouse® Decking has been evaluated for the following properties:

- Structural Performance
- Durability
- Surface Burning

1.3 Clubhouse® Decking has been evaluated for the following uses:

- Surfaces on exterior decks, balconies, porches, and walkways and stairs
- The deck boards identified in this report may be used in one- and two-family dwellings regulated by the IRC, and other construction types regulated by the IBC in accordance with IBC Section 705.2.3 Combustible projections [1406.3], where fire-resistance rated floor construction is not required for the deck or balcony

2.0 STATEMENT OF COMPLIANCE

Clubhouse® Decking complies with the Codes listed in Section 1.1, for the properties stated in Section 1.2, and uses stated in Section 1.3, when installed as described in this report, including the Conditions of Use stated in Section 6.0

3.0 DESCRIPTION

3.1 Clubhouse® Decking has a solid rectangular cross-section profile with nominal dimensions of 1 in. thick × 5-1/2 in. wide and are produced with either a straight edge or grooved edge profile. See Figure 1.

3.2 Walking Surface – Clubhouse® Decking uses an embossed simulated wood-grain pattern surface.

3.3 Clubhouse® Decking is a co-extrusion of a cellular polyvinyl chloride (PVC) core and an acrylic capstock.

3.4 Clubhouse® Decking is available in the following dual colors:

- Sandstone / Clay
- Cobblestone / Brookstone
- Ironwood / Mahogany
- Walnut / Ipe

4.0 PERFORMANCE CHARACTERISTICS

4.1 Clubhouse® Decking is rated for a uniform live load of 100 lb/ft² when installed on support framing spaced at 16 in. This live load rating also applies to deck boards installed diagonal to the support framing (45° maximum) with 12 in. on center maximum joist spacing.

4.2 Deck boards used as stair treads are rated for the Code-prescribed concentrated load equal to 300 lb. when installed with a maximum span of 12 in. Deck boards used as stair treads shall be installed in a minimum two-span condition. Grooved deck boards shall not be used as stair treads.



4.3 Clubhouse® Decking wind uplift resistance ratings are detailed in **Table 1**. Uplift ratings are determined by fasteners installed on support framing spaced at 16 in. on center.

4.4 Materials used in the deck board have a flame spread index less than 200 when tested in accordance with ASTM E84.

4.5 Materials used in Clubhouse® Decking are deemed equivalent to preservative treated or naturally durable wood for resistance to weathering effects, attack from termites, and fungus decay.

4.6 Structural performance has been demonstrated for a temperature range from -20°F to 125°F.

5.0 INSTALLATION

5.1 Clubhouse® Decking must be Installed in accordance with the manufacturer's published installation instructions, the applicable Code, and this Research Report. Where differences occur between this report and the manufacturer's installation instructions, this report shall govern.

5.2 Solid deck boards are face-fastened with two composite deck screws at each joist or the HIDfast™ Hidden Deck Fastener at each joist. See **Table 1** for fastener details.

5.3 Grooved deck boards may be fastened using TigerClaw® TC-G (Clubhouse Connect Clip) or EB-TY® (EBEOA) hidden deck fasteners at each joist. See **Table 1** for fastener details. Alternatively, they may be face-fastened using two composite deck screws at every joist as detailed for solid deck boards in Section 5.2.

5.4 The outer edge of the first and last deck boards shall be fastened to each joist the composite deck screws as described in Section 5.2.

6.0 CONDITION OF USE

6.1 Deck boards placed at an angle other than 90 degrees to the supporting joist will require support framing at a reduced spacing such that the span of the deck board does not exceed 16 in.

6.2 The wind uplift resistance rating recognized in this report is based on attachment to treated Southern Pine framing (specific gravity, G=0.55). Installation on wood framing with a lesser specific gravity may result in a lower wind uplift rating.

6.3 Where required by the Building Official, engineering calculations and details shall be provided. The calculations shall verify that the anchorage complies with the Building Code for the type of framing and condition of the supporting construction.

6.4 Clubhouse® Decking is manufactured under a quality control program with inspections by Intertek Testing Services.

7.0 SUPPORTING EVIDENCE

7.1 Reports of testing demonstrating compliance with ICC-ES AC174, Acceptance Criteria for Deck Board Span Ratings and Guardrail Systems (Guards and Handrails), revised December 2014.

7.2 Reports of testing demonstrating compliance with ASTM D 7032-14 [-10a], Standard Specification for Establishing Performance Ratings for Wood-Plastic Composite Deck Boards and Guardrail Systems (Guards and Handrails).

7.3 Documentation of an Intertek approved quality control system for the manufacturing of products recognized in this report.





8.0 IDENTIFICATION

8.1 Clubhouse® Decking is labeled with the product name (Clubhouse®), the Intertek Mark as shown below, the Code Compliance Research Report number (CCRR-0175), date code, time, and production line number. The packaging is identified with the manufacturer’s name, the statement:

"See CCRR-0175 at <https://bpdirectory.intertek.com> for uses and performance levels.", and the statement "Meets Requirements of ASTM D7032".



9.0 OTHER CODES

This section is not applicable.

10.0 CODE COMPLIANCE RESEARCH REPORT USE

10.1 Approval of building products and/or materials can only be granted by a building official having legal authority in the specific jurisdiction where approval is sought.

10.2 Code Compliance Research Reports shall not be used in any manner that implies an endorsement of the product by Intertek.

10.3 Reference to the <https://bpdirectory.intertek.com> is recommended to ascertain the current version and status of this report.

This Code Compliance Research Report (“Report”) is for the exclusive use of Intertek’s Client and is provided pursuant to the agreement between Intertek and its Client. Intertek’s responsibility and liability are limited to the terms and conditions of the agreement. Intertek assumes no liability to any party, other than to the Client in accordance with the agreement, for any loss, expense or damage occasioned by the use of this Report. Only the Client is authorized to permit copying or distribution of this Report and then only in its entirety, and the Client shall not use the Report in a misleading manner. Client further agrees and understands that reliance upon the Report is limited to the representations made therein. The Report is not an endorsement or recommendation for use of the subject and/or product described herein. This Report is not the Intertek Listing Report covering the subject product and utilized for Intertek Certification and this Report does not represent authorization for the use of any Intertek certification marks. Any use of the Intertek name or one of its marks for the sale or advertisement of the tested material, product or service must first be approved in writing by Intertek.





Table 1 – Resistance Ratings

Clubhouse® Decking	Fastener	Wind Uplift Resistance Rating	Stair Tread Span ⁽¹⁾	Span and Load Rating
Straight Edge Deck Boards	Two #10 x 2-1/2 in. <i>SplitStop™ Titan III</i> composite screws	150 psf	12 inches	Maximum Allowable Span = 16 inches on center Live Load = 100 lbf/ft ²
	Two #10 x 2-3/4 in. <i>OMG FastenMaster® Cortex</i> composite deck screws	150 psf		
	<i>HidFast™ HF 2.5</i> hidden fastener with #10 x 2-1/2 in. deck screw	94 psf		
Grooved Edge Deck Boards	<i>EB-TY®</i> Hidden Deck Fastener (EBEOA) with 1.95 in. long trim head screw (10 TPI, 0.173 in. major dia., 0.105 in. minor dia., 0.121 in. shank dia., 0.236 in. head dia.)	102 psf	Not Permitted	
	<i>TigerClaw® TC-G (Clubhouse Connect Clip)</i> hidden deck fastener system with 1.52 in. long pneumatic screw (16 TPI, 0.128 in. major dia., 0.108 in. minor dia., 0.115 in. shank dia., 0.280 in. head dia.)	108 psf		
	<i>TigerClaw® TC-G (Clubhouse Connect Clip)</i> hidden fastener system with 1.62 in. long trim head screw (10 TPI, 0.173 in. major dia., 0.105 in. minor dia., 0.121 in. shank dia., 0.236 in. head dia.)	150 psf		

⁽¹⁾ Stair tread option is based on a two-span application.

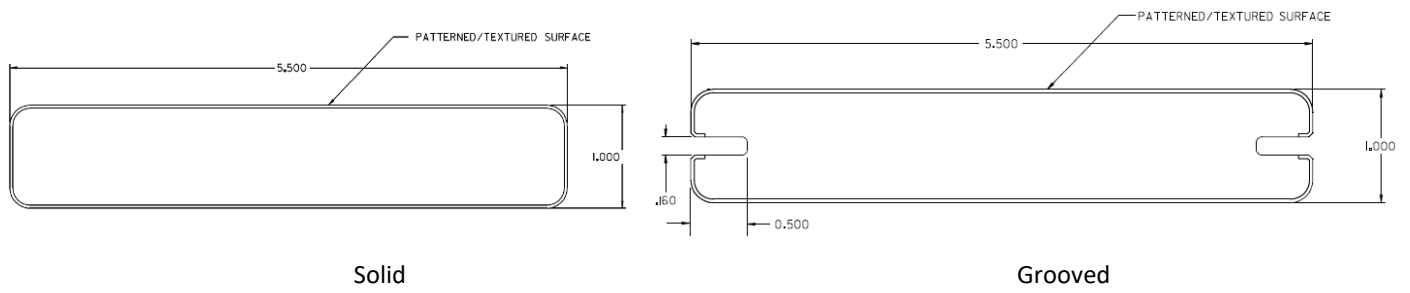
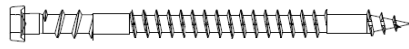


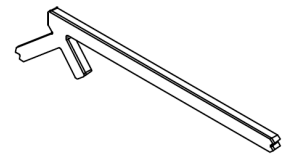
Figure 1 – Clubhouse® Decking



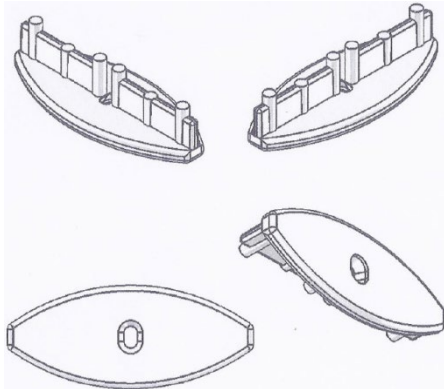
OMG FastenMaster® Cortex®



SplitStop™ Titan III



HIDfast™ HF 2.5



EB-TY® Hidden Deck Fastener (EBEOA)



TigerClaw® TC-G (Clubhouse Connect Clip)

Figure 2 – Fasteners